

Come Follow Me FHE

About This Download

PRINTING

The majority of our downloads are formatted to print on 8.5x11” paper unless otherwise noted. You may print at home or a local print shop. We recommend using a recent version of Adobe Acrobat PDF Reader to view and print your files. It is available for free online. If you run into problems with pages being cut off, select “fit to page” in your print dialogue box to make sure it fits on your page correctly.

To print large page sizes (anything larger than 8.5x11”), we recommend going to a local print shop like Kinko’s, Staples, AlphaGraphics, etc. and ask them to print your file as a black and white “engineer print” or “blueprint.” These larger prints are big, fun and fairly inexpensive.

If the staff at your print shop asks you about your rights to reproduce this work, you will find a copyright release below. Or you can tell them you downloaded these files for personal use from comefollowmefhe.com and they can look us up to see if you do have the rights to print the copies.

COPYRIGHT RELEASE

Downloading this file implies you accept that it is for personal use only. You, as the subscriber, have the right to print this file as many times as you want for your family and your Primary class (not your entire ward Primary). You cannot share this file with others or email it to anyone. Please be honest in using this file. Redistributing, selling, or posting this file on the internet is strictly prohibited without first gaining permission from the author. If you are not the original subscriber, please purchase our materials before making copies.


If you need assistance, please email us at info@comefollowmefhe.com.




Naaman Made Clean in Jordan Wheel

Instructions:


1. Cut out both circles. On the front page, cut out the triangle along the dotted lines.
2. Assemble the wheel by placing the front circle on top of the back circle with number one showing in the cut out window. Then place a brad through both circles on the dot found in the center.
3. Discuss the story of Naaman in 2 Kings 5:1-15 as you manipulate the wheel to demonstrate him washing in the Jordan River seven times, and then becoming clean.




FRONT



BACK



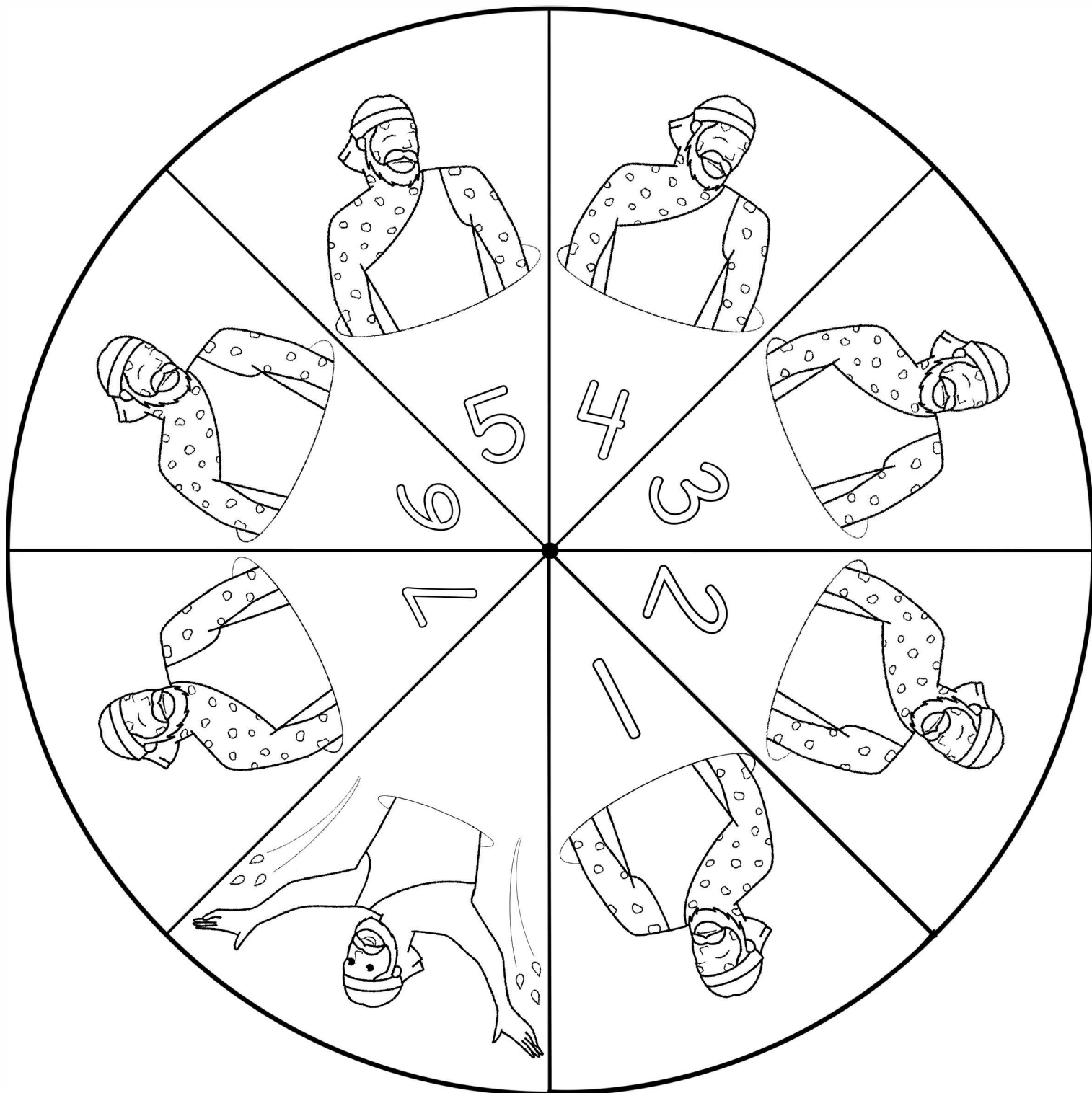
FRONT

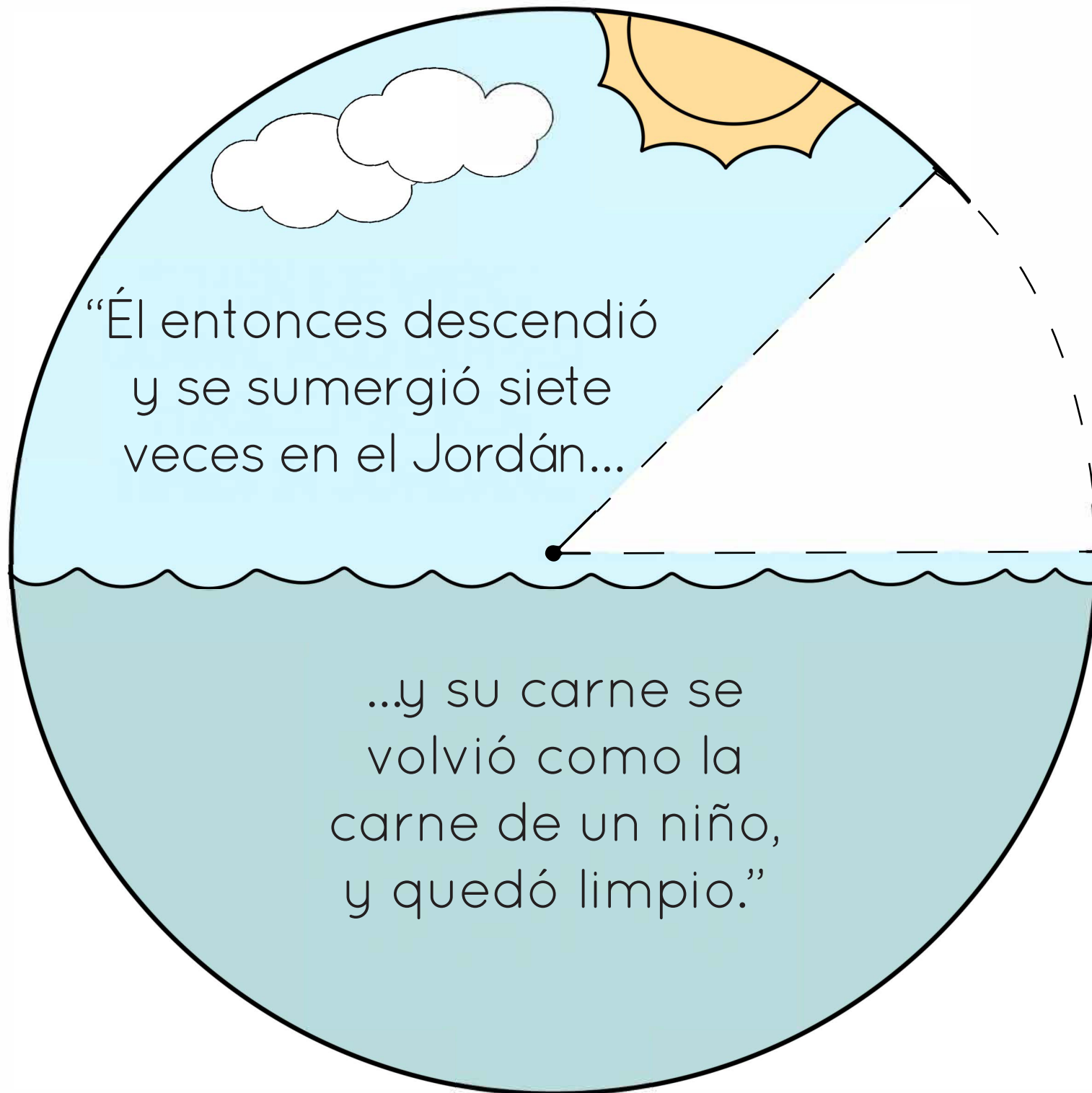


“THEN HE WENT
DOWN, AND DIPPED
HIMSELF SEVEN
TIMES IN JORDAN...

...AND HIS FLESH
CAME AGAIN LIKE
UNTO THE FLESH OF
A LITTLE CHILD, AND
HE WAS CLEAN.”

BACK






“Él entonces descendió
y se sumergió siete
veces en el Jordán...”

...y su carne se
volvió como la
carne de un niño,
y quedó limpio.”

BACK





“Él entonces descendió
y se sumergió siete
veces en el Jordán...”

...y su carne se
volvió como la
carne de un niño,
y quedó limpio.”

BACK

