

Come Follow Me FHE

About This Download

PRINTING

The majority of our downloads are formatted to print on 8.5x11” paper unless otherwise noted. You may print at home or a local print shop. We recommend using a recent version of Adobe Acrobat PDF Reader to view and print your files. It is available for free online. If you run into problems with pages being cut off, select “fit to page” in your print dialogue box to make sure it fits on your page correctly.

To print large page sizes (anything larger than 8.5x11”), we recommend going to a local print shop like Kinko’s, Staples, AlphaGraphics, etc. and ask them to print your file as a black and white “engineer print” or “blueprint.” These larger prints are big, fun and fairly inexpensive.

If the staff at your print shop asks you about your rights to reproduce this work, you will find a copyright release below. Or you can tell them you downloaded these files for personal use from comefollowmefhe.com and they can look us up to see if you do have the rights to print the copies.

COPYRIGHT RELEASE

Downloading this file implies you accept that it is for personal use only. You, as the subscriber, have the right to print this file as many times as you want for your family and your Primary class (not your entire ward Primary). You cannot share this file with others or email it to anyone. Please be honest in using this file. Redistributing, selling, or posting this file on the internet is strictly prohibited without first gaining permission from the author. If you are not the original subscriber, please purchase our materials before making copies.

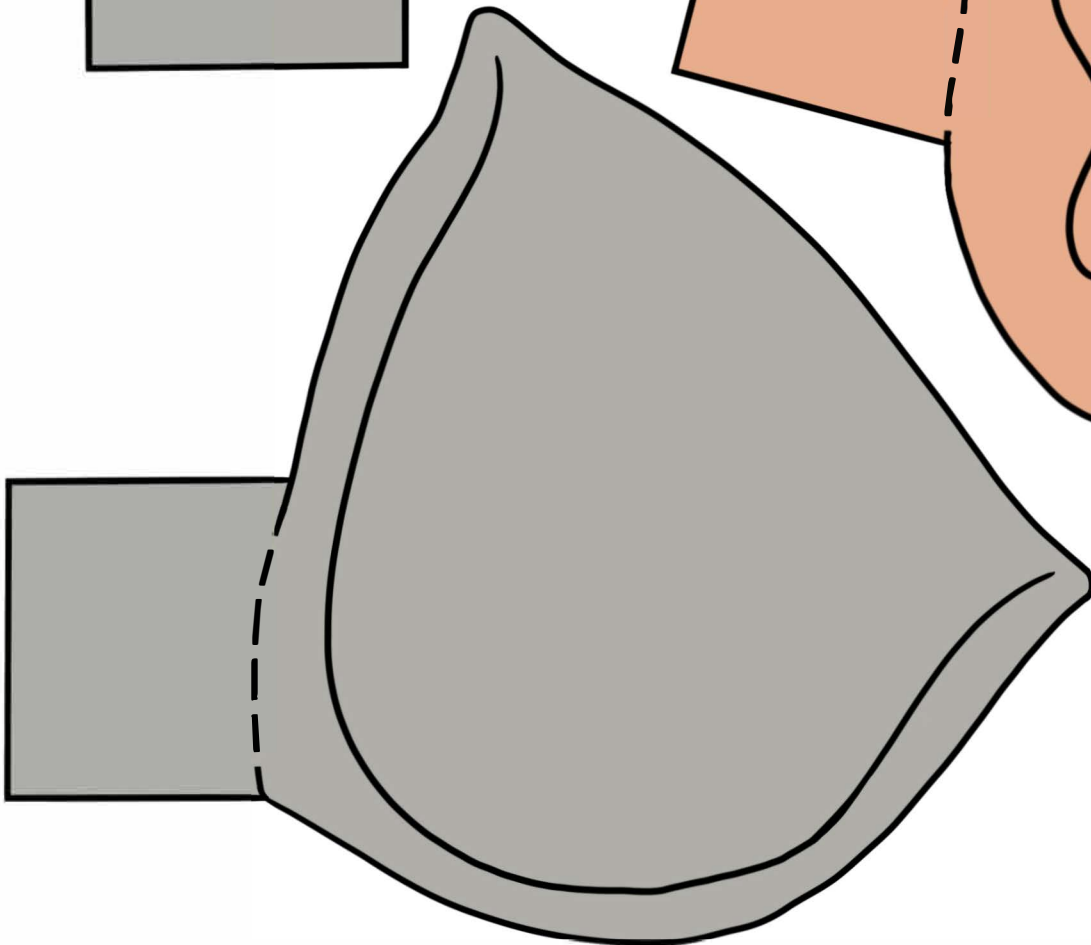
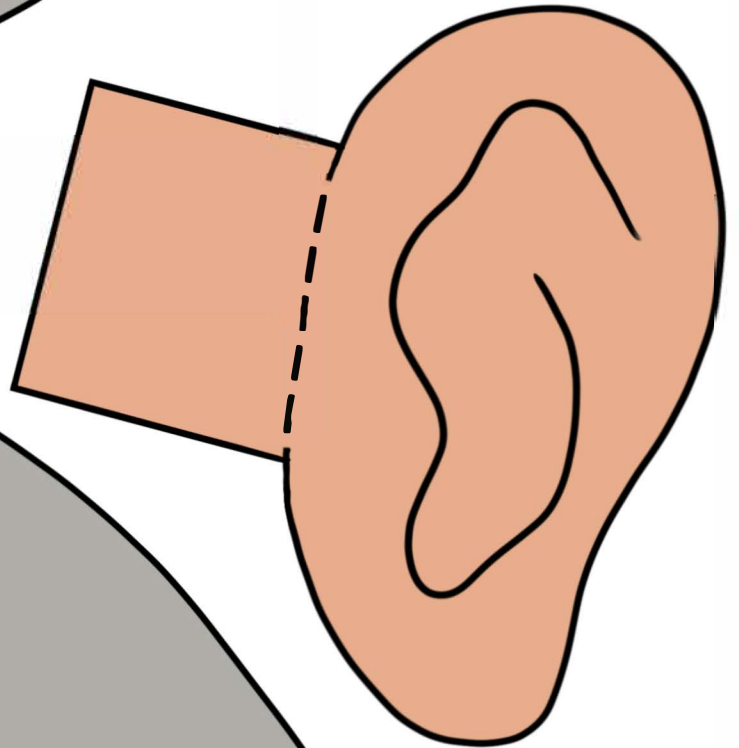
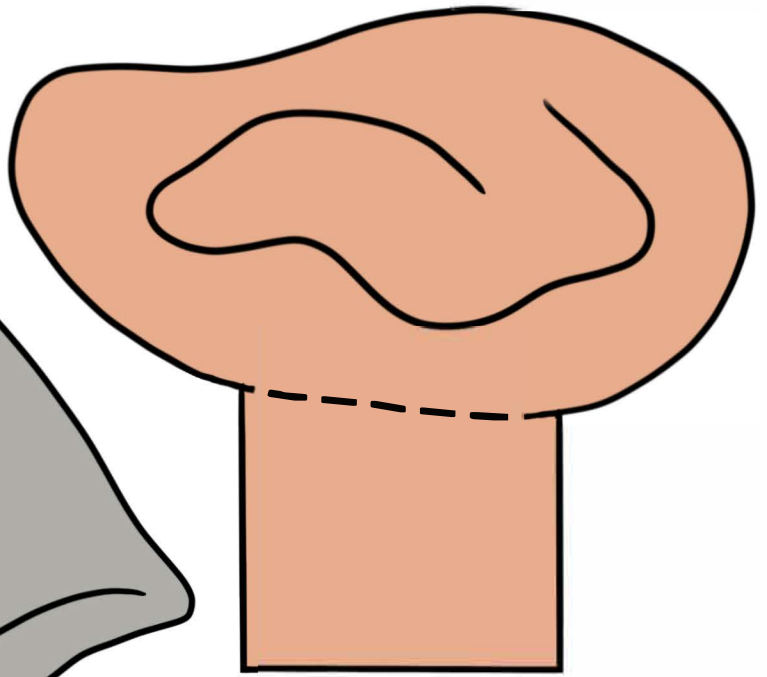
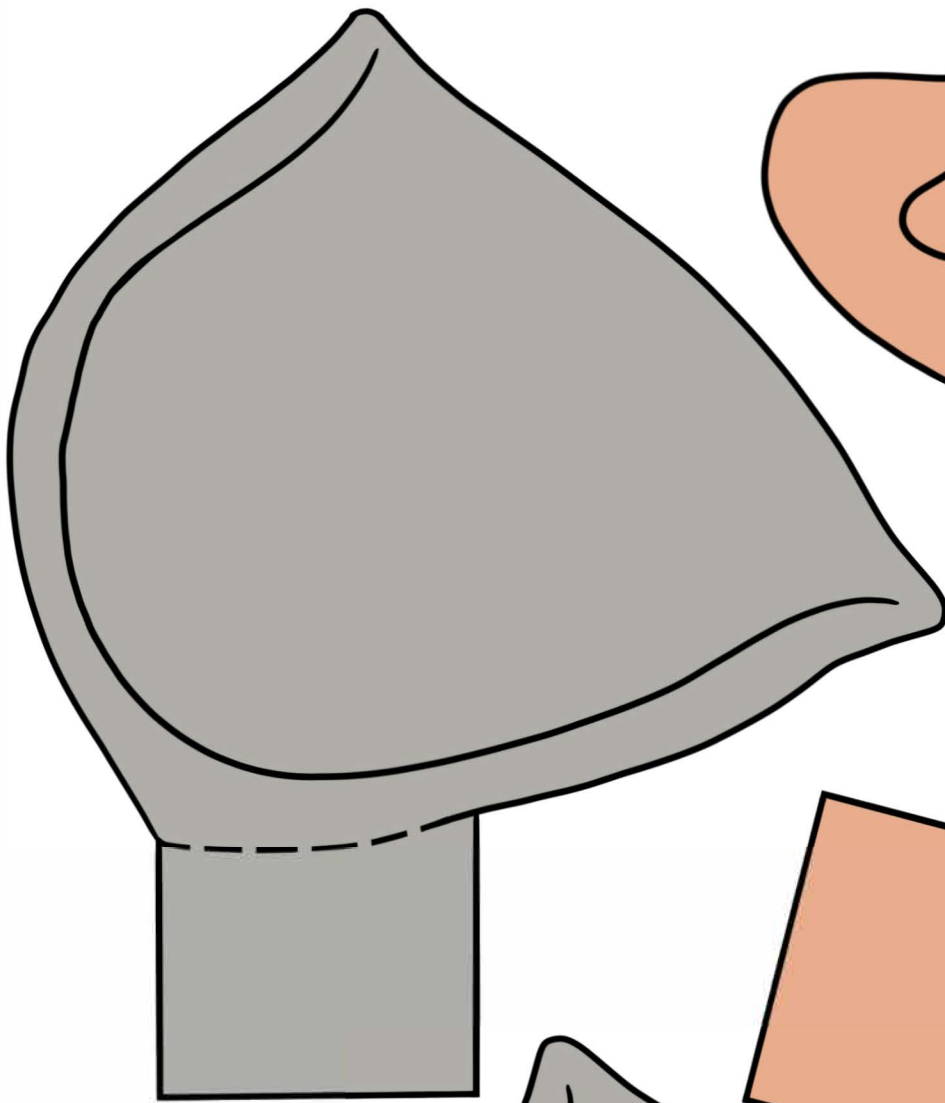
If you need assistance, please email us at info@comefollowmefhe.com.



Big Ear Headband To make your big ear headband, cut apart the four headband strips and ears of your choice. Staple your two ears to the side of the scripture word strip. Take another paper strip and staple it to the first. Use as many strips as you need to fit the headband to your child's head.

When my church leaders speak, I can listen.

D&C 68:4-5



Big Ear Headband To make your big ear headband, cut apart the four headband strips and ears of your choice. Staple your two ears to the side of the scripture word strip. Take another paper strip and staple it to the first. Use as many strips as you need to fit the headband to your child's head.

When my church leaders speak, I can listen.

D&C 68:4-5

