

Come Follow Me FHE

# About This Download

## PRINTING

The majority of our downloads are formatted to print on 8.5x11” paper unless otherwise noted. You may print at home or a local print shop. We recommend using a recent version of Adobe Acrobat PDF Reader to view and print your files. It is available for free online. If you run into problems with pages being cut off, select “fit to page” in your print dialogue box to make sure it fits on your page correctly.

To print large page sizes (anything larger than 8.5x11”), we recommend going to a local print shop like Kinko’s, Staples, AlphaGraphics, etc. and ask them to print your file as a black and white “engineer print” or “blueprint.” These larger prints are big, fun and fairly inexpensive.

If the staff at your print shop asks you about your rights to reproduce this work, you will find a copyright release below. Or you can tell them you downloaded these files for personal use from [comefollowmefhe.com](http://comefollowmefhe.com) and they can look us up to see if you do have the rights to print the copies.


## COPYRIGHT RELEASE

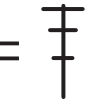
Downloading this file implies you accept that it is for personal use only. You, as the subscriber, have the right to print this file as many times as you want for your family and your Primary class (not your entire ward Primary). You cannot share this file with others or email it to anyone. Please be honest in using this file. Redistributing, selling, or posting this file on the internet is strictly prohibited without first gaining permission from the author. If you are not the original subscriber, please purchase our materials before making copies.




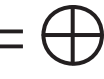
# Book of Mormon Writing


Use this key of symbols to write on your brass plates.


A = 

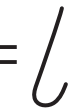
B = 


C = 


D = 


E = 


F = 


G = 


H = 


I = 

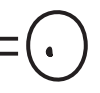
J = 


K = 

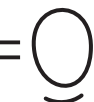
L = 


M = 


N = 


O = 


P = 


Q = 


R = 


S = 

T = 


U = 

V = 

W = 

X = 

Y = 

Z = 

# Make Your Own Brass Plates

Read 2 Nephi 4:15-16 and discuss how Nephi delighted in the scriptures and how he wrote the things of his soul on plates that he was instructed to make. Ask your children how they can “delight” in the scriptures and if they have any favorite scriptures or scripture stories. Share how you delight in the scripture and share any experiences you have of coming to love the scriptures.

Then, make your own brass plates with your children.

## SUPPLIES NEEDED:

cardboard pieces (a few for each child; about 5x7” in size)  
tin foil  
toothpick  
hole punch  
pipe cleaners or binder rings

## ASSEMBLY

Begin by cutting some cardboard into “pages” for your children. We recommend at least 3 for each child. You can cut them any size. We like a 5x7” or slightly larger size.

Next, help your children cover the entire piece of cardboard in tin foil. You may need to tape in the back to secure.

Give each child a toothpick and let them carefully write their favorite scripture or testimony on their “brass plates.” They may even want to use the “Book of Mormon Writing” page and copy the symbols.

Once your children have finished writing on their pages, make a few holes with the hole punch and bind together with pipe cleaners or binder rings.