




Downloading these files implies you accept they are for personal use only. The original recipient of these materials is granted permission to print as many copies as needed for your family home evening or Come Follow Me Lessons and individual church classes only. Redistributing, selling, or posting these items on the internet are strictly prohibited without first gaining permission from the author. If you are not the original recipient, please visit comefollowmefhe.com to download the original PDF for yourself or obtain them through the comefollowme app.



Go & Do

Family History

In Genesis 26:1-5, we learn that the Abrahamic Covenant was renewed through Isaac. Isaac was blessed and given direction because of his heritage. This teaches us how important it is to honor your heritage and those who have come before you.

To honor your heritage this week spend time doing family history. Some ideas for doing family history are below.

Activities for Families

Be sure to learn the song, "Family History-I Am Doing It," in the Children's Songbook on page 94.

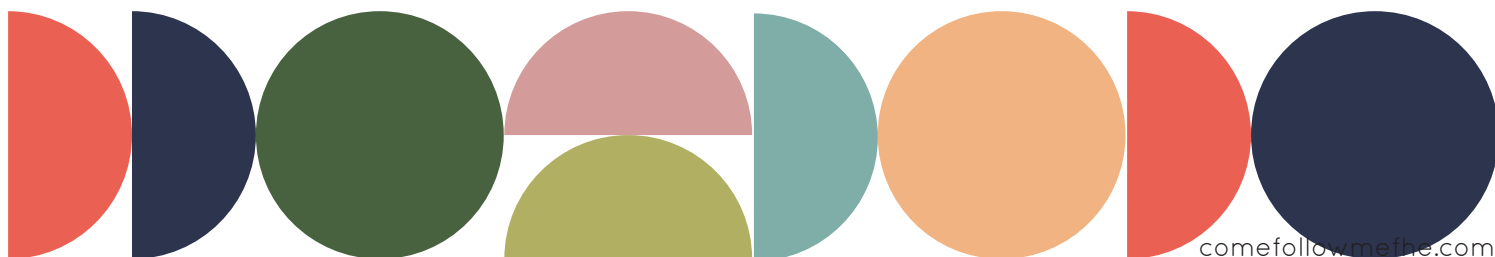
Family History Ideas:

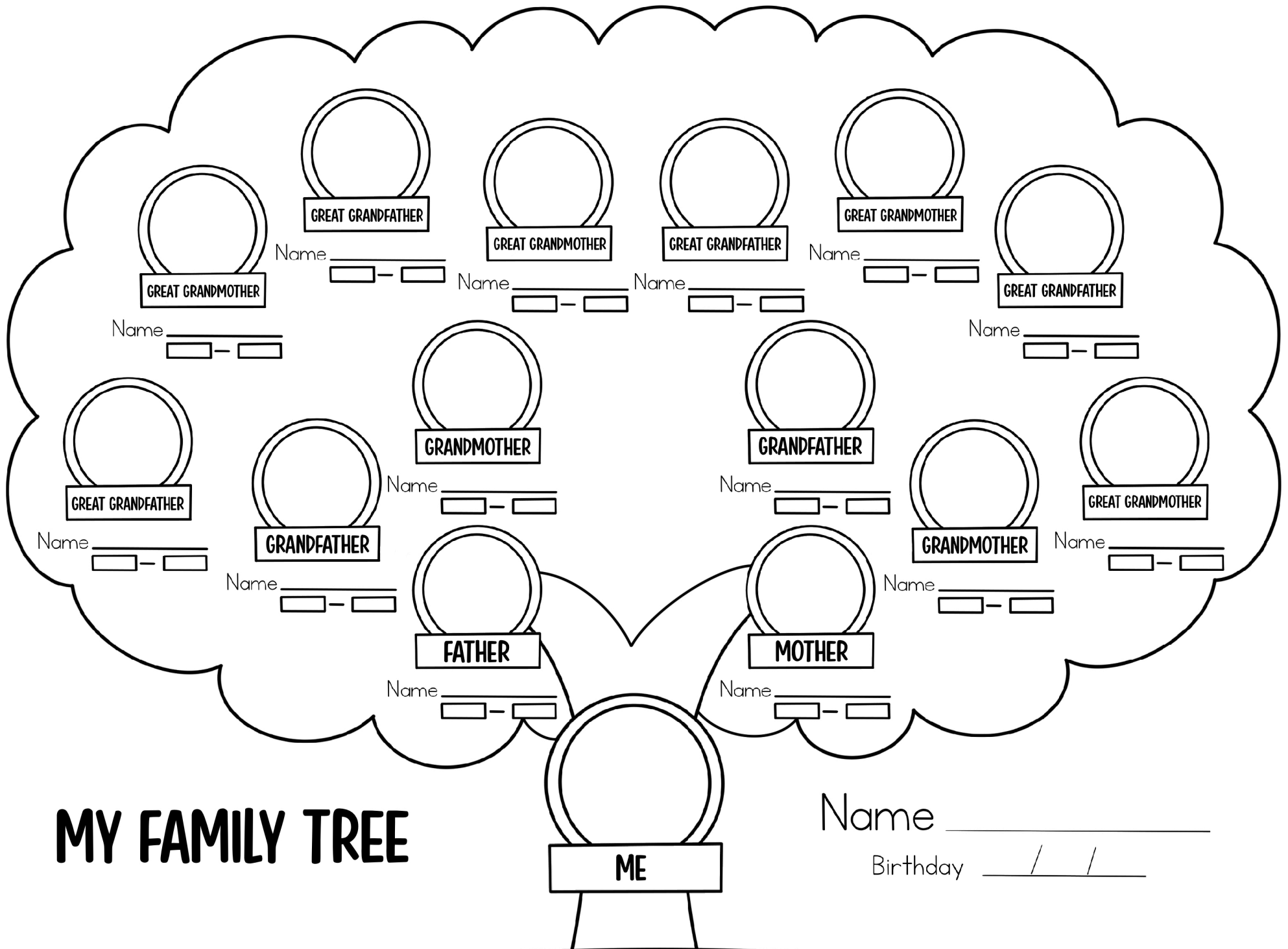
Option 1: Teach your children about your heritage by completing the family tree. Try to find a picture of each person on your family tree to make your relatives seem more real to your children.

Option 2: Share stories from your parents and grandparents. Your children will love to hear stories from when you were younger with your parents and grandparents. Finish by writing these stories down or entering them into memories on familysearch.org.

Option 3: Log into or create an account on familysearch.org. Click on the activities button in the top left hand corner. Find the link titled "Compare a Face." Upload a picture of each member of your family and let them find what relative they have the most similar features to. After finding out, learn more about that individual. For older children let them create a presentation about this relative.

Option 4: Log into or create an account on familysearch.org. Click on the activities button in the top left hand corner. Find the link titled, "Where Am I From." Click on the link and let your children see where each of your relatives lived. As you find out where they lived mark it on a map or point it out on a globe.





MY FAMILY TREE

Name _____
Birthday ____/____/____